

Lounge Booklet



nicksali

Contents

- 3 On Delivery
- 4 Why Choose Nick Scali Furniture?
- 6 It's What's Inside that Counts
- 8 Natural Features of Leather
- 9 Types of Leather
- 11 Caring for Leather and Fabric Lounges
- 14 Warranty Information
- 16 Click-Clack Mechanism and Recliners



On Delivery of your Lounge

Congratulations on your purchase of a beautiful Nick Scali lounge, which will give you years of comfort and enjoyment.

Like any product which is hand-made from a natural material such as leather or a finely milled fabric, there are many things you need to be aware of to ensure the life of your lounge is long and enjoyable. This booklet is designed to give you a detailed understanding of your lounge, including how to care for it from the day it arrives in your home.

Leather is a natural product and you will notice many imperfections which are evidence of genuine leather. Please refer to page 8 for a detailed description.

Your lounge has travelled a long way to get to your home. When you receive your lounge you may find some compression on the padding. This is entirely normal. Please refer to pages 12-13 for a detailed explanation, including other important tips to care for your lounge. You have an obligation to care for your lounge in accordance with the care instructions set out on pages 11-13 of this Lounge Booklet. Failure to do so may result in damage to your lounge. In particular, leather as a natural product, is susceptible to cracking and peeling if it is not properly cleaned. If you fail to take reasonable steps to prevent your product from becoming of unacceptable quality and your product is damaged as a result of such abnormal use (including the failure to properly care for the product as instructed), to the fullest extent permitted by law, Nick Scali will not be liable for repairing that damage to your product.

By following all of the tips and instructions on pages 11-13, you will ensure years of enjoyment with your lounge.



Why Choose Nick Scali Furniture?

Nick Scali Furniture was established over 50 years ago and is now one of Australia's largest importers of quality lounges. Nick Scali sources its products from around the world, importing directly from some of the largest and most well respected manufacturers globally.

Quality is of paramount importance and Nick Scali goes to great lengths to ensure that all the lounges carrying the Nick Scali brand meet the most rigorous tests, so that they will stand the test of time.

Nick Scali Furniture imports over 5,000 containers per year of furniture. This large volume provides great buying power, ensuring quality and comfort at a price you can afford.



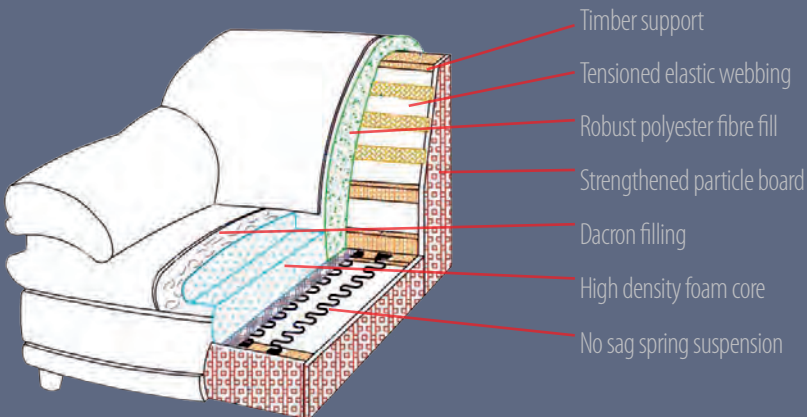


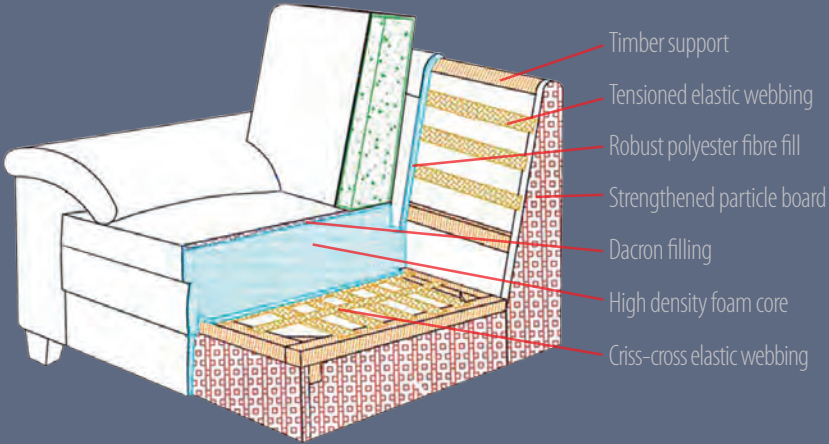
It's What's Inside that Counts

All of our Leather and Fabric lounges are protected by a Lifetime Frame Warranty, covering structure and framework. Please refer to pages 14-15 for full details. All lounge frames are constructed from a combination of structural components, engineered to give the frame strength and durability for many years.

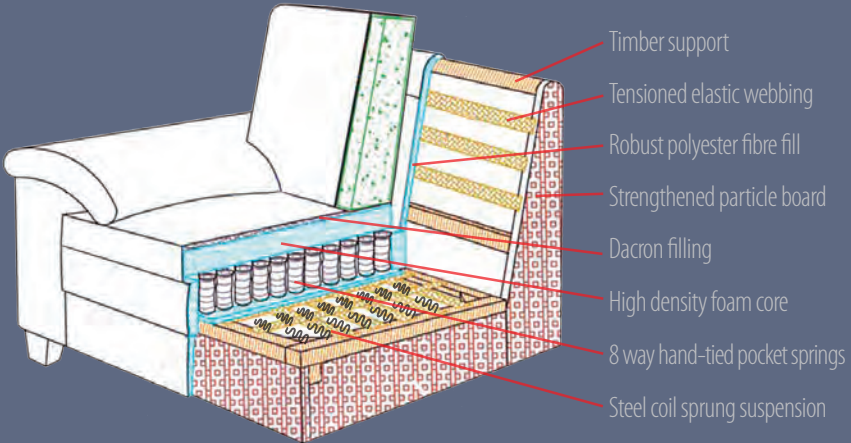
Each manufacturer has a slightly different method and you can see various examples of the method our frames may be constructed on the facing page. The common characteristics to all of these methods are:

- Kiln dried timber acting as the main structural support
- Resilient high density foam core in all cushions
- Robust polyester fibre fill and dacron filling for support and shape
- Zig-Zag springs or highly tensioned elastic webbing seating support

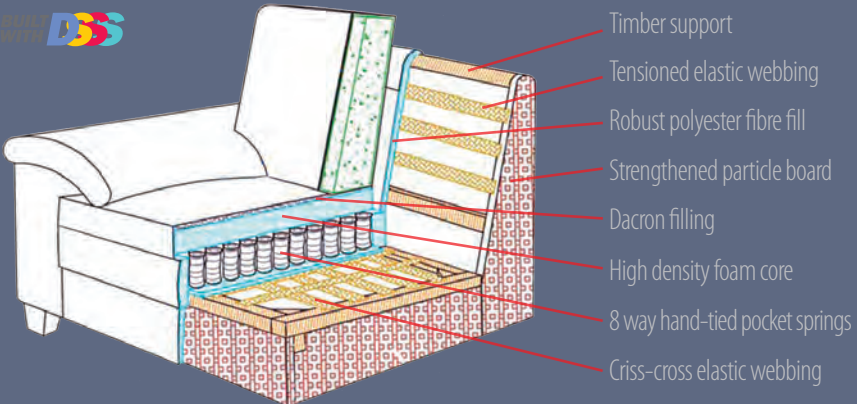




- Timber support
- Tensioned elastic webbing
- Robust polyester fibre fill
- Strengthened particle board
- Dacron filling
- High density foam core
- Criss-cross elastic webbing



- Timber support
- Tensioned elastic webbing
- Robust polyester fibre fill
- Strengthened particle board
- Dacron filling
- High density foam core
- 8 way hand-tied pocket springs
- Steel coil sprung suspension



- Timber support
- Tensioned elastic webbing
- Robust polyester fibre fill
- Strengthened particle board
- Dacron filling
- High density foam core
- 8 way hand-tied pocket springs
- Criss-cross elastic webbing

Natural Features of Leather



Grain Wrinkles

As a natural product, leather's beautiful look and luxurious feel give it year round comfort and appeal. Its unique ability to breathe also makes it ideal in almost any situation.

The hallmark of genuine leather is its natural markings and imperfections - nature's signature. Because of its organic properties, there is no one hide that is the same. From horn wounds and barbed wire scratches, to thickness variations, these markings make your piece unique.



Barbed Wire

Grain wrinkles, stretch marks and closed scars are also typical characteristics of leather, the result of age, movement and comfortable wear. This further stamps its authenticity as a natural product.

Leather is a natural product. All of these imperfections are evidence of the product being genuine leather and are not considered to be defects in any way.



Horn Wounds

Without doubt leather is the most luxurious and practical covering for upholstered furniture. Enjoy living with leather as, over time, it will adapt itself to your lifestyle and give you a truly personalised feel.



Closed Scars



Types of Leather

There are many types of leather which are suitable for different uses. How do we know what is the best leather for our needs? Simple! Your lifestyle will determine which is right for you. To make it even easier, we have grouped our leather into three lifestyle categories: Protection - Performance - Natural

Protection

Everyday family use

(Corrected grain, buffed or pigmented leather)




Active families require leather that offers a high degree of protection and is particularly forgiving. It is highly resistant to liquids, sunlight and handles the wear and tear that an active lifestyle demands. Protection leather requires little maintenance and has been embossed to ensure consistency in colour and texture. Ideal for families.

Performance

Extra softness and protection

(Semi-Aniline dyed top grain leather)




For those not so active, yet everyday users, who enjoy the luxury of feeling soft leather. It is the best of both worlds. It combines softness with durability. This leather shows all of the distinctive markings of the animals life. It combines glove like softness with good resistance to wear and tear.

Natural & Vintage Look

Lightly protected or unprotected leather

(Semi-Aniline or Full Aniline dyed, Vintage Look, Nubuck and Suede leather)



This leather possesses natural beauty and is the most valuable of all. Natural markings enhance the overall appearance. Natural leather can be treated with only the lightest impregnation of pure Aniline dye, which will show many shade variations and add richness to the colour. For a more uniform look, Natural leather can also be treated with a Semi-Aniline dye, yet still showing some natural markings and characteristics of the hide.

Types of Leather continued...



Veining / stretch marks

The natural, vintage-look leather is a top-grain leather that is carefully finished to accentuate its natural surface markings, textures and colour variations. We go to great lengths to use only the highest quality leather, but variations are just part of the individual appearance. Each hide is as individual and unique as a fingerprint, showing scuffs and scratches that bring character to each piece and serve proof of its authenticity, distinguishing genuine leather from man-made look-alikes.




Insect bites

Wrinkles, insect bites, scars, creases, veining, blood marks, stretch marks and colour variations are common.



Wax

During the specialist finishing process, a protective surface of wax is hand rubbed onto each hide to achieve a slightly distressed appearance. When the product is first unpacked, you may notice a waxy film on the surface of the leather (like a grey dust). This is part of the unique finishing process, which will sink into the hide with use to create a rich, smooth lustre, deepening into a beautiful aged look. Rub gently with a dry cloth to bring out the shine.



Colour variation



Caring for Leather and Fabric Lounges

There is no doubt leather is one of the most beautiful and practical coverings for upholstered furniture. Durable and hard wearing, if maintained correctly, it's a product that will provide years of trouble free enjoyment. There are, however, some very important 'care' tips that must be followed to prolong the life of your leather.

Important Things To Avoid



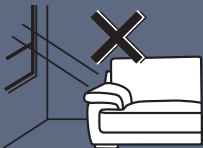
If you are removing any protective wrapping do not use any sharp tools which could damage the leather or other upholstered covering.



If you move your lounge do not lift or drag it by the cushions which are sewn into the frame. The correct way to move it is by lifting the lounge, at each end, from the base.




Please do not sit on the armrests and backrests. They are not designed for seating and could potentially damage the frame.



Do not expose any part of the lounge to direct sunlight. Prolonged exposure to direct or intense sunlight may cause leather to fade as well as excessive drying and cracking.



Ensure that every edge or part of the lounge is placed at least 50cm away from any heat source, including electric or gas heaters.



Never use solvents, abrasives, shoe or saddlery care products. Only ever use industry recommended fabric & leather care products suitable for the type of fabric or leather. These are available at any Nick Scali Furniture outlet.

Dye transfer is an effect of some types of dyes. Denim and coloured synthetic fabrics, combined with the heat and friction of use, may transfer dye to the covering of your lounge. This is not a manufacturing fault and it is best to avoid these types of clothes when using your lounge. Avoid chlorine or wet swimming costumes. Chlorine is a bleach which will damage the fibres of the leather and can contribute to water marks, mould and dye transfer.

Caring for Leather and Fabric Lounges

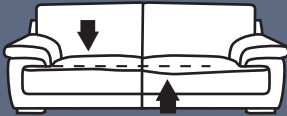
Normal Wear and Regular Usage



Following delivery you may notice slight compression on the padding of your lounge. Straight after delivery, and on a regular basis thereafter, it is necessary to model your lounge to ensure the padding and cushions return to its initial appearance.



Softening of padding and cushions will occur over time. This will cause light creasing, wrinkling and slight stretching of the leather which is considered to be normal wear, enhancing the look and feel of leather.



Softening of seat cushions over time is completely normal and is not considered a defect in any way. Sitting on one particular seat most of the time will cause that seat to soften more than the others. For an even wear alternate your choice of seat regularly.

Regular Care and Cleaning of Leather Lounges

For Protection and Performance Leather

Regular Cleaning

Do not allow dust to accumulate on the leather surface. Weekly, wipe dust off with a soft, damp cloth or using an authorised product purchased from Nick Scali Furniture. Failure to do so will result in dust and dirt being embedded in the grain which could cause the leather to peel or crack.

Periodically (3-4 times per year), clean, condition and protect the entire leather surface using a recommended Nick Scali Leather Care Kit, which can be purchased from any Nick Scali Furniture outlet and online (www.nickscali.com.au). Follow the instructions provided with the kit.

Food, Grease and Spot Cleaning

Any spills must be removed immediately using a soft, non abrasive damp cloth or absorbent paper, applying minimal pressure from the outside of the stain moving towards the centre. To clean further, use an authorised leather care kit, which can be purchased from any Nick Scali Furniture outlet. Follow the specific spot cleaning instructions provided with the kit.

For Natural and Vintage Look Leather

Regular Cleaning

Regular maintenance is important to keep your Vintage look leather looking its best. Dust gently with a soft cloth to keep it free of surface dirt. Noticeable soiling can be wiped with a clean, damp cloth. Take care not to soak or vigorously rub the leather and always wipe with a dry cloth after cleaning.

Never use detergent on the leather. To clean further, use an authorised leather care kit which can be purchased from any Nick Scali Furniture outlet. Consult a specialist leather upholstery cleaner if badly soiled. Watch out for sharp objects, belt buckles and pets' claws. Keep lounge out of direct sunlight to avoid fading. Place away from direct heat.

General Care and Characteristics of Fabric Lounges

Try to keep pets off the furniture and be careful of belts, toys and watches as they may snag the fabric. Do not pull loose threads; tie a knot and/or cut them instead. It is important to plump the cushions after everyday use, particularly those filled with fibre fill or feathers, and to smooth out the surface to prevent permanent creases forming. Also any reversible seat and back cushions should be turned regularly.

Pilling can occur as a result of normal daily use and is not considered as a fault. There are many variables that can attribute to pilling such as, climatic conditions, atmospheric purity and the user environment. Even specific types of clothing can transfer 'pills' from clothing to the fabric. As the fabric surface is rubbed a single or small group of fibres on the surface begin to twist forming what is known as 'pills'. Often the catalyst for this is a foreign fibre or speck of dirt. Pilling can successfully be removed by the use of a battery operated de-pilling tool available from most haberdashery stores.

Velvet and chenille type fabrics have a raised surface texture, which is exposed to flattening and shading, this is an important characteristic of the fabric to know and is not considered a fault in anyway.

Regular Care and Cleaning of Fabric Lounges

Refer to the cleaning instructions below and in your Fabric Care Kit instructions before cleaning. Nick Scali strongly recommends the purchase of a Nick Scali Fabric Care Kit, which can be purchased from any Nick Scali Furniture outlet or online (www.nickscali.com.au). For spot cleaning and stain removal, please follow the instructions provided with the kit.

Use a low suction vacuum or light brush to clean your furniture weekly to remove any accumulated dirt and dust. Clean all parts of the suite together as slight colour changes can sometimes occur.

Do NOT use solvents, general cleaning fluids or any products containing silicone.

Warranty Information

Nick Scali goods come with guarantees that cannot be excluded under the Australian Consumer Law. You are entitled to a replacement or refund for a major failure and for compensation for any other reasonably foreseeable loss or damage. You are also entitled to have the goods repaired or replaced if the goods fail to be of acceptable quality and the failure does not amount to a major failure. Full details of your consumer rights may be found at www.consumerlaw.gov.au.

WARRANTY AGAINST DEFECTS

1. Our warranties against defects and remedies under these warranties are in addition to other rights and remedies of the purchaser under the Australian Consumer Law. Should your product be defective, you may choose to make a claim under the Australian Consumer Law or the Nick Scali Warranty Against Defects.

Warranty Period

2. Unless otherwise specified in writing by Nick Scali (e.g. in a Sales Order), Nick Scali Limited warrants that:

2.1. The frame used in each Nick Scali lounge is guaranteed against failure due to a manufacturing defect for its lifetime;

2.2. The electronic and motion components for all recliners and sofa beds (excluding batteries and transformers) are guaranteed against failure due to a manufacturing defect for a period of 2 years from date of purchase. Batteries and transformers come with a 12 month warranty.

Nick Scali provides a separate warranty for lithium battery packs which can be accessed at:

<https://www.nickscali.com.au/lithium-battery-warranty-information>.

2.3. All components of your product other than 2.1 and 2.2 above (including leather, fabric, lacquered and other timber finishes, chrome and metal, glass and marble, travertine and macstone) are guaranteed against failure due to a manufacturing defect for a period of 2 years from date of purchase.

3. To be entitled to claim under the Nick Scali warranty against defects, the defect in the part or product must appear within the relevant time period set out in items 2.1, 2.2 and 2.3 above.

Exclusions (subject to the Australian Consumer Law)

4. To the maximum extent permitted by law, and subject to the Australian Consumer Law, Nick Scali Limited is not liable, whether in contract, tort (including negligence), under any statute or otherwise, for or in respect of:

4.1. normal wear and tear (refer to the Caring for Your Furniture below). In this regard, please note that the following may occur as a result of natural and normal usage:

- (a) leathers and fabrics will fade and crease;
- (b) foam and fillings will soften and form the shape of the user over time;
- (c) depending on the covering and the degree of use, the covering materials, cushion fillings and suspension may need to be replaced periodically at the purchaser's expense;
- (d) scars, marks and differing pore density and colour are natural characteristics of leather;
- (e) the leather and fabric products are upholstered by hand and therefore, the size and weight of these products may have minor variations of up to 5% from the sample products or from any product specifications you have been quoted,

Please also refer to "Caring for Your Furniture" below;

4.2. damage caused by spills such as acid, solvents, dyes or other corrosive materials, ink, paint, or bodily fluids;

4.3. damage caused by improper cleaning, negligence, treatment of the product with chemicals, exposing the product to the sun, extreme heat or bright light such as lamps, or otherwise caused by your acts and/or omissions; or

4.4. the cost of transporting the Product to and/or from the specified place of repair or replacement.

5. The warranty against defects is not transferable. It is limited to the original purchaser specified in the original Sales Order. The warranty against defects only applies to products that are used for normal domestic purposes and excludes products used for commercial purposes.

How to claim a warranty against defects

6. To claim under these warranties against defect, the Purchaser:

- 6.1. must cease using the product immediately after the defect appears; and
- 6.2. must notify Nick Scali within 7 calendar days after the defect appears;
- 6.3. provide Nick Scali a copy of the original Sales Order or tax invoice.

7. To make a claim, please telephone our service department of Nick Scali Ltd (Trinity 2, 39 Delhi Road, North Ryde NSW 2113) on 1300 880 370 and follow the prompts.

8. Once a claim has been lodged with our service department, Nick Scali will assess your claim, and respond within 10 business days.

9. The Purchaser must bear the expense of making the claim, and the cost of all freight, house calls, labours and other items. These will be charged to the Purchaser at standard Nick Scali rates.

Remedies for warranty against defects

10. If a part or product is determined by Nick Scali to have a manufacturing defect, Nick Scali will, at the election of Nick Scali, choose whether to repair or replace that part or product.

11. Under the Nick Scali warranty against defects, the purchaser has the right to repair or replacement of the defective part or product only.

12. To the maximum extent permitted by law, unless expressly set out in these warranties against defect, and subject to any condition, warranty or right granted or implied under the Australian Consumer Law or any other law which cannot by law be excluded by agreement, Nick Scali Limited has no liability to the purchaser under the warranty against defects (other than repair or replacement of the defective part or product), whether in contract, in tort (including negligence), under any statute or otherwise, for any loss or damage of any kind suffered by you or any other person in connection with the goods including, but not limited to, indirect and consequential loss.

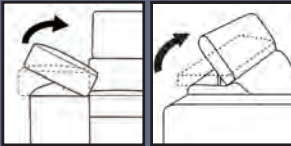


Click-Clack Mechanism and Recliners

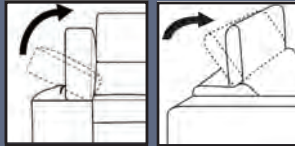
How to use the Click-Clack Mechanism

A great new innovation in lounge design is the Click-Clack Mechanism which enables the adjustment and locking of arms, backs and (or) headrests in some lounges. Care should be taken when using this mechanism. In most cases, to adjust upwards simply lift up (1). To return to its original position pull upwards gently and lift to release the lock (2), then gently push down to original position (3).

(1) To Lift Up



(2) Pull & Release



(3) Back To Original



Important Things To Avoid

Do not stand or use excessive force on an adjustable arm or back.
Do not sit on the arm either in its adjusted or original position.



Reclining Armchairs and Lounges

Armchairs and lounges with a reclining mechanism offer you the ability to change the inclination of the back, positioning the legs horizontally, and changing the seating position so that you can recline. If you have purchased an armchair or a lounge with the wall saver sliding function, you will be able to recline it without having to move your upholstered furniture away from the wall. The electric recliner mechanism allows you to finely adjust the back inclination and the foot rest position as preferred.

Please Note:

- The footrest must be retracted prior to standing up from the seated position
- Do not sit on the arms, backs or footrest when the recliner is in the open position
- Always keep hands and feet clear of moving parts
- Only use the electronic mechanism to operate the unit
- Always disconnect the electrical cord attached to the unit from power before cleaning or moving the unit
- Please remove any obstacle obstructing the mechanism, for example plush rugs or coffee tables, before operating
- The electrical transformer and battery is warranted against failure due to any manufacturing defects for a period of 12 months
- The electrical motor and reclining mechanism transformer is warranted against failure due to any manufacturing defects for a period of two years
- For battery life it is important that after you have received your delivery, the battery needs to be charged and maintained accordingly to the battery care & instruction manual.

A000000

nicksali